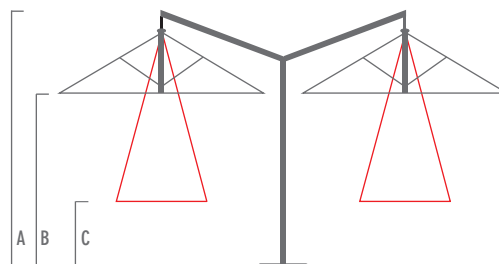


TWIN DECK ACCESSORI



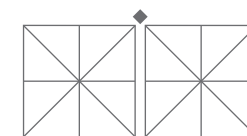
- 1 Luce Sfera tripla / Light Sfera triple
- 2 Luce Sfera singola / Light Sfera single
- 3 Kit Led con Batteria / Kit Led with Battery (vers. Allumin.)
- 4 Kit Led / Kit Led (vers. Allumin.)
- 5 Riscaldatore Infrarossi 1500 watt IP X5 waterproof
Infrared Heater 1500 watt IP X5 waterproof
- 6 Pannelli laterali di chiusura cm H 240 in tessuto e finestra in cristal trasparente cm H 120 predisposti con velcro di cm 5
Lateral enclosures cm H 240, acrylic material or PVC, with crystal windows cm H 120. Velcro cm 5 included.

SPECIFICHE TECNICHE



CM.	300x600	400x800
A	312	350
B	245	250
C	78	40

Misure indicative soggette a variazioni senza preavviso



300x600 cm.
400x800 cm.

10x20 ft
13x26 ft


DETTAGLI/DETAILS

PALO/ SHAFT	LEGNO 150x150 mm./METALLO 150x150 mm./WOOD 150x150 mm./METAL 150x150 mm.
BRACCIO/SIDE ARM	ALLUMINIO 70x70 mm./ALLUMINIUM 70x70 mm.
STECHE/RIBS	LEGNO 40x20 mm./ALLUMINIO 35x20 mm./WOOD 40x20 mm./ALLUMINIUM 35x20 mm.
TRATTAMENTO ACCIAIO/STEEL COATING	ZINCATURA + VERNICI TERMOINDURENTI/GALVANIZED + THERMOSETTING POWDER PAINTS
TRATTAMENTO LEGNO/WOOD COATING	VERNICI POLIURETANICHE/POLYURETHANE COATING
BULLONERIA/BOLTS, SCREWS	INOX/STAINLESS STEEL
MANTOVANA/VALANCE	DISPONIBILE/AVAILABLE
APERTURA-CHIUSURA/OPENING-CLOSING	2 ARGANELLI/2 WINCHES
PESO KG./WEIGHT KG.	240 ca/240 approx

COLORE STRUTTURA ALLUMINIO



COLORE STRUTTURA LEGNO



Base per zavorra
Base for ballast
Kg. 120
cm. 120x120



Zavorra per base
Ballast for base
Kg. 20
cm. 50x50



Base da cementare
Inground base
cm. 50x50