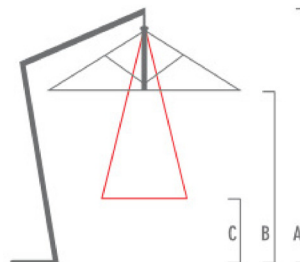


PANAMA ACCESSORI



- 1** Luce Sfera tripla / Light Sfera triple
- 2** Luce Sfera singola / Light Sfera single
- 3** Riscaldatore Infrarossi 1500 watt IP X5 waterproof
Infrared Heater 1500 watt IP X5 waterproof
- 4** Pannelli laterali di chiusura cm H 240 in tessuto e finestra in
cristal trasparente cm H 120 predisposti con velcro di cm 5
Lateral enclosures cm H 240, acrylic material or PVC, with
crystal windows cm H 120. Velcro cm 5 included.

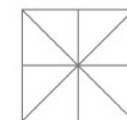


| CM. | 200x200 | 300x300 | 300x200 | 300x400 |
|-----|---------|---------|---------|---------|
| A | 290 | 315 | 290 | 315 |
| B | 240 | 245 | 240 | 245 |
| C | 116 | 76 | 82 | 40 |


Misure indicative soggette a variazioni senza preavviso



300x200 cm. 10x6,6 ft
300x400 cm. 10x13 ft



300x300 cm. 10x10 ft



200x200 cm. 6,6x6,6 ft

COLORE STRUTTURA LEGNO



Naturale

DETTAGLI/DETAILS

| | |
|-----------------------------------|---|
| PALO/SHAFT | LEGNO mm. 100x100/WOOD mm. 100x100 |
| BRACCIO/SIDE ARM | LEGNO mm. 100x100/WOOD mm. 100x100 |
| STECHE/RIBS | LEGNO mm. 30x18/WOOD mm. 30x18 |
| TRATTAMENTO ACCIAIO/STEEL COATING | ZINCATURA + VERNICI TERMOINDURENTI/GALVANIZED + THERMOSETTING POWDER PAINTS |
| TRATTAMENTO LEGNO/WOOD COATING | VERNICI POLIURETANICHE/POLYURETHANE COATING |
| BULLONERIA/BOLTS, SCREWS | INOX/STAINLESS STEEL |
| MANTOVANA/VALANCE | DISPONIBILE/AVAILABLE |
| APERTURA-CHIUSURA/OPENING-CLOSING | ARGANELLO/WINCHES |
| ROTAZIONE/UMBRELLA ROTATION | DISPONIBILE/AVAILABLE |
| PESO KG./WEIGHT KG. | 65 ca/65 approx |




Base per zavorra
Base for ballast
cm. 121x52



Base per zavorra
Base for ballast
cm. 101x85



Zavorra per base
Ballast for base
cm. 50x50x10
Kg. 60
cm. 40x40x10
Kg. 40



Carter copribase
Cover for base
cm. 101x85
cm. 121x52